




# CHEMICAL SANITIZING UNDERCOUNTER GLASSWASHER

## GL-X

Low Temperature  
Undercounter Glasswasher




### CMA MODEL: GL-X



Upper and lower rotating wash arms guarantee excellent results.



"Works-in-a-drawer." All electrical components are attached to a sliding drawer for easy access and service.



Built-In Hot Water Assurance System provides hot water every cycle.

### FEATURES

- 30 racks per hour.
- Large 11-1/4" door opening.
- Economical to operate. Uses only 1.7 gallons of water per cycle.
- All stainless steel construction assures long life and years of trouble free operation.
- Unique spray arm system features upper and lower stainless steel wash arms with reinforced end caps.
- Built-in chemical pumps and deliming system assures proper chemical usage.
- Convenient to service "Works-in-a-drawer". All electrical components are attached to a sliding drawer for easy access and service.
- Instant start for simple operation.
- Pumped drain allows for flexible installations. No floor drain required.
- Wash tank sustainer heater keeps water at proper temperature between loads.
- Stainless Steel Legs 4" (set of 4).
- Uses standard 19-3/4"-19-3/4" racks.

### AVAILABLE OPTIONS

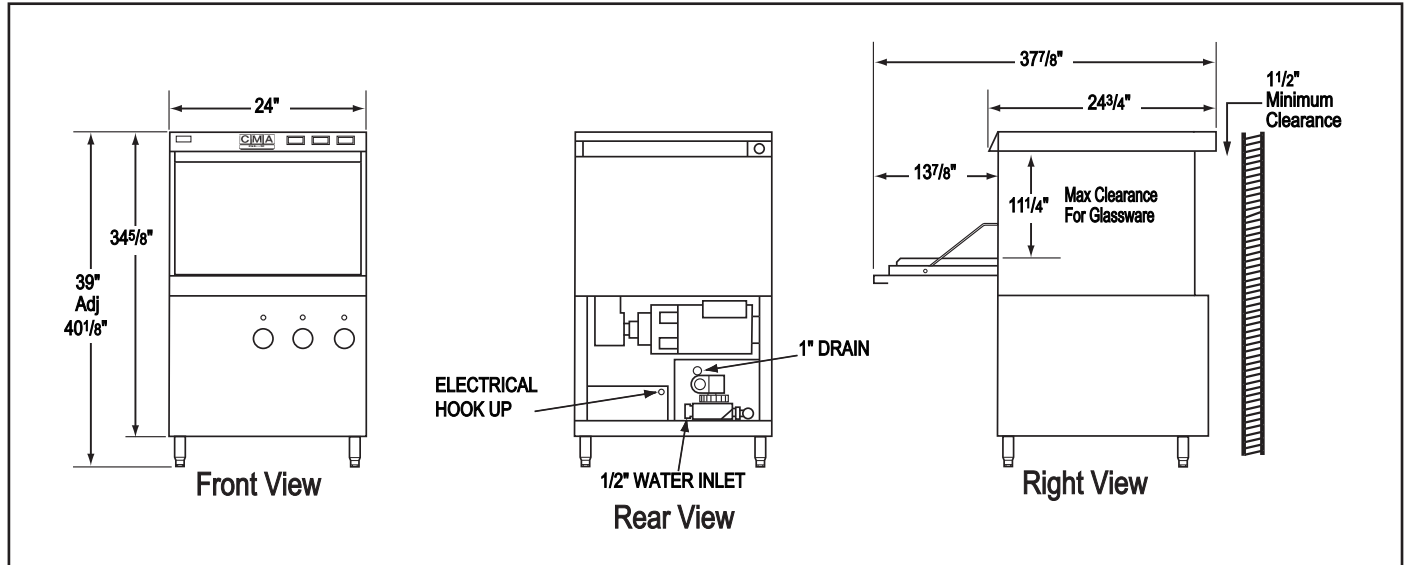
- Low Chemical Alarm
- Drain Board
- CMA TEMP-SURE

**CMA  
MIZER®**  
Registered Trademark



**GL-X**Chemical Sanitizing  
Glasswasher**WARNINGS:**

- Plumbing connections must be made by a qualified service company who will comply with all available Federal, State, and Local Health, Plumbing and Safety codes.
- CMA recommends utilizing a water softening system to maintain water hardness measurements of 3.5 gpg (grains per gallon) or less. This will assure maximum results and optimum operation of the dishmachine.

**Specifications:**

MODEL GL-X	USA	METRIC	USA	METRIC
<b>OPERATING CAPACITY</b> RACKS PER HOUR	30	30	<b>WASH PUMP MOTOR HP</b>	1
<b>OPERATING CYCLE</b> WASH TIME-SEC	58	58	<b>DIMENSIONS</b> DEPTH	24-3/4" (63cm)
RINSE TIME-SEC	32	32	WIDTH	24" (61cm)
DWELL/TIME-SEC	30	30	HEIGHT	39"-40-1/8" (99-102cm)
TOTAL CYCLE TIME	120	120	MAXIMUM CLEARANCE FOR GLASSWARE	11-1/4" (28.57cm)
<b>WASH TANK CAPACITY</b>	1.7 GAL.	(6.45 L)	<b>STANDARD DISHRACK</b> DIMENSIONS	1 20" x 20" (50.8 X 50.8cm)
<b>WASH PUMP CAPACITY</b>	35 GPM	(132 LPM)	<b>ELECTRICAL RATING</b> VOLTS	115
<b>MINIMUM TEMPERATURE REQUIRED</b> WASH TEMP.	120°F	(50°C)	AMPS	16
<b>WATER CONSUMPTION</b> PER RACK	1.7 GAL.	(6.45 L)	<b>APPROXIMATE SHIPPING WEIGHT</b>	202# (92kg)
PER HOUR	51 GPH	(193 LPH)	<b>SHIPPING DIMENSIONS</b>	PALLET & BOX @ 29" X 28" X 42"
WATER INLET	1/2"	(1.27 cm)		
DRAIN	1"	(2.54cm)		

**Summary Specifications: Model GL-X**

The GL-X glasswasher is a low temperature undercounter dishmachine designed to produce sparkling clean glassware utilizing our unique Hot Water Assurance System. The GL-X is easy to use, fast and efficient, while conserving water, energy and chemicals. Built-in sustainer heater provides continuous 130°F hot water every cycle. The GL-X is constructed entirely of stainless steel and is equipped with an integrated chemical delivery system. The GL-X incorporates a pump purging system that improves results by eliminating soil and chemical carryover during rinse cycle.

**Advisory:** CMA does NOT endorse "Tankless On-Demand" water heaters for use on CMA Dishmachine products. CMA DOES endorse, and highly recom-mends, the standard "tank" style water heaters, sized properly to handle each particular facility with their water heating requirements.

CMA Dishmachines 12700 Knott Street Garden Grove, CA 92841 • 800-854-6417 • 714-898-8781 • Fax: 714-895-2141 • [www.cmadishmachines.com](http://www.cmadishmachines.com)

CMA reserves the right to modify specifications or discontinue models without prior notification.

© 3-2020 CMA, Inc.

an Ali Group Company



The Spirit of Excellence