



HIGH TEMPERATURE SINGLE RACK-SPLIT DOOR POT & PAN DISHWASHER

180-TS

High Temperature
Single Rack Dishwasher




CMA MODEL: 180-TS




Top mounted control box is water tight and includes a rack counter, extended wash/delimer switch and easy to read temperature gauges.



External scrap tray maintains clean wash water and prevents debris from clogging the drain.



Unique pull-pin design allows wash arms to be easily removed for cleaning.



Industrial wash tank and optional booster heaters are designed for years of trouble free service.

FEATURES

- 60 racks / 240 covers per hour.
- Economical to operate. Uses only .82 gallons of water per cycle.
- Split door design provides a sheet pan door clearance of 27 inches, reduces overall (open-door) height of machine to 93-1/2". A beneficial feature for kitchens with low ceilings.
- Automatic soil purging system. Filters wash water and traps plate debris into an external tray. Tray can be easily removed for dumping contents.
- All stainless steel construction offers durable performance and years of trouble free operation.
- Built-in chemical resistant industrial 7kW heater is proven to be more durable than commercial style heaters.
- Unique spray arm system features upper and lower stainless steel wash arms with reinforced end caps.
- Auto start/stop makes operation safe and easy.
- Field convertible for a wide range of applications.
- Safety Temp feature assures 180°F sanitizing rinse every cycle.
- Single point electrical connection.
- Automatic tank fill.
- Interchangeable upper and lower arms.

AVAILABLE OPTIONS

- Exhaust Fan Time Control
- Built-in 12kW booster heater
- CMA-180 Conversion Kit Straight to Corner
- Alternative electrical available for export
- Stainless steel dishtables
- Dual power supply connections
- 3 doors open
- Slant Shelf
- Stainless Steel Scrap Trap Upgrade

**CMA
MIZER®**
Registered Trademark



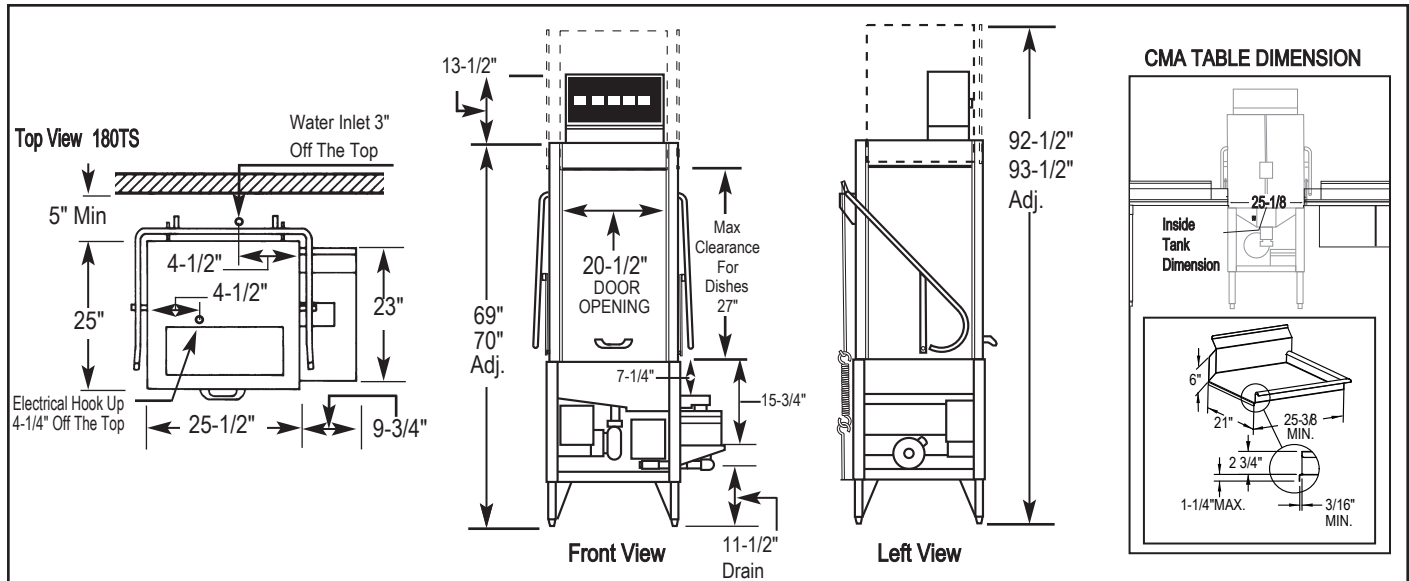


CMA-180TS

High Temperature
Pot and Pan Single Rack
Split Door Dishwasher

WARNINGS:

- Plumbing connections must be made by a qualified service company who will comply with all available Federal, State, and Local Health, Plumbing and Safety codes.
- CMA recommends utilizing a water softening system to maintain water hardness measurements of 3.5 gpg (grains per gallon) or less. This will assure maximum results and optimum operation of the dishmachine.



Specifications:

MODEL CMA-180TS SPLIT DOOR			USA	METRIC	USA			METRIC		
WATER CONSUMPTION					WASH PUMP MOTOR HP			1	1	
PER RACK			.82 GAL	(3.1 L)	DIMENSIONS					
PER HOUR			49.2 GAL	(186 L)	DEPTH			25"	(63.5cm)	
OPERATING CYCLE					WIDTH (OUTSIDE DIMENSION)			25"-1/2"	(65cm)	
WASH TIME - SEC.			42	42	HEIGHT			69"-70"	(175-178cm)	
RINSE TIME - SEC.			12	12	STANDARD TABLE HEIGHT			34"	(86.3cm)	
DWELL TIME - SEC.			4	4	MAX CLEARANCE FOR DISHES			27"	(68.6cm)	
TOTAL CYCLE			58	58	DRAIN CONNECTION (OFF FLOOR)			11-1/2"-12-1/2"	(29-32cm)	
OPERATING CAPACITY					STANDARD DISHRACK			1	1	
RACKS PER HOUR			60	60	DIMENSIONS			20" x 20"	(50.8 x 50.8cm)	
WASH TANK CAPACITY			8 GAL.	(30.3 L)	ELECTRICAL RATING			VOLTS	PHASE	AMPS
PUMP CAPACITY			68 GPM	(257 LPM)	WITHOUT BOOSTER			208	1	36
WATER REQUIREMENTS								240	1	38
WITHOUT BOOSTER HEATER			180°F	(82°C)				208	3	24
WITH BOOSTER HEATER			120°F -140°F	(49°C - 60°C)				240	3	26
WATER INLET			3/4"	(1.9cm)				480	3	10
DRAIN CONNECTION			2"	(5.1cm)	WITH BOOSTER			208	1	78
RINSE PRESSURE SET			20 ±5psi	(1.41 kg/cm²)				240	1	88
OPERATING TEMPERATURE								208	3	49
WASH-°F (MIN)			155°F-160°F	(68°C-71°C)				240	3	55
RINSE-°F (MIN)			180°F-195°F	(82°C-90°C)				480	3	25
					APPROXIMATE SHIPPING WEIGHT					
					WITHOUT BOOSTER			353#		(160kg)
					WITH BOOSTER			396#		(180kg)

Summary Specifications: Model CMA-180TS

The model CMA-180TS Split Door single tank, high temperature dishwasher is designed for years of trouble free service, producing sparkling results while conserving energy, water and chemicals. This machine is available with an optional "built in" booster heater, assuring a continuous supply of 180°F hot water, and can accommodate dishes and utensils up to 27" high. Unique soil purging system filters wash water and plate debris into an external tray. The CMA-180TS is NSF, UL, CUL approved. Constructed entirely of stainless steel.

Available Models: ■ CMA-180TS Tall Straight Split Door ■ CMA-180TSB Tall Straight Split Door with Booster
■ CMA-180TC Tall Corner Split Door ■ CMA-180TCB Tall Corner Split Door with Booster

Advisory: CMA does NOT endorse "Tankless On-Demand" water heaters for use on CMA Dishmachine products. CMA DOES endorse, and highly recommends, the standard "tank" style water heaters, sized properly to handle each particular facility with their water heating requirements.



CMA
MIZER
Registered Trademark

CMA Dishmachines 12700 Knott Street Garden Grove, CA 92841 • 800-854-6417 • 714-898-8781 • Fax: 714-895-2141 • www.cmadishmachines.com

CMA reserves the right to modify specifications or discontinue models without prior notification.

© 3-2020 CMA, Inc.

an Ali Group Company



The Spirit of Excellence