

ASQ II Glasswasher by



The *Convenience* of a Carousel with the *Cleaning Power* of a Dishmachine



- *Full load washing - saves power, water, and chemicals*
- *Fast - only 75 seconds per cycle*
- *Rotating spray arm - provides outstanding results*
- *Divided carousel, creates a washing chamber that cleans with a recirculating, high-volume water spray*
- *Load, unload & wash simultaneously*

The ASQ II Glasswasher is revolutionary in both concept and design. It offers the cleaning action of a dishmachine in a carousel system. The carousel is divided into three positions by stainless steel panels. These panels isolate each compartment, controlling the water and washing action of the rotating spray.

With the push of the lever, the manual carousel easily rotates and locks into the next position. While the glasswasher does the cleaning, the bartender can unload spot-free glasses and load the glassware to be washed, efficiently cleaning full loads.

At American Dish Service, Quality People, Designs, and Products have been the foundations of our organization for *60 years*.

www.americandish.com

900 Blake Street Edwardsville, KS 66111-3820 (800) 922-2178 (913) 422-3700 (913) 422-6630


American Dish Service
Manufacturers of Ware Washing Equipment

Toll Free

Phone

Fax

Super Q II Glasswasher

- 120° Final Rinse - allows for effectiveness of Rinse Aids
- Manual Turn Carousel - eliminates washing one glass at a time
- Sustainer Heater - maintains tank temperature
- Built-in Chemical Storage (One Gallon Containers)



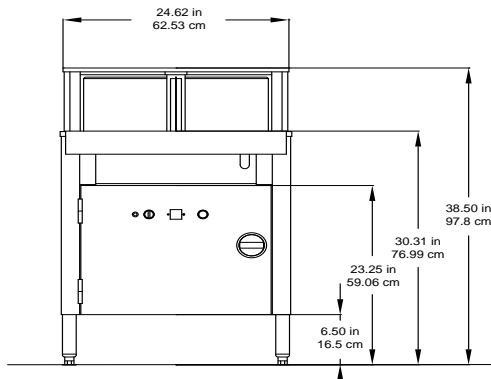
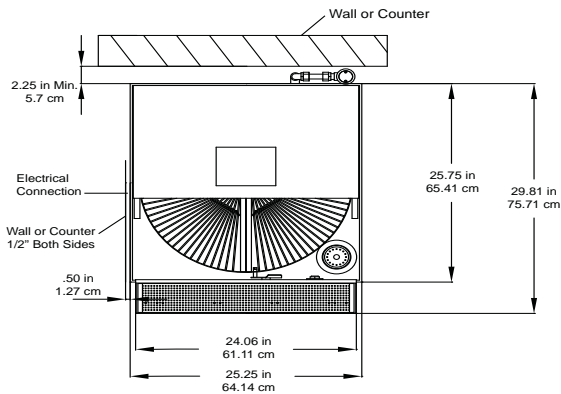
Pre-Plumbed Dump Sink and Stainless Steel Drain



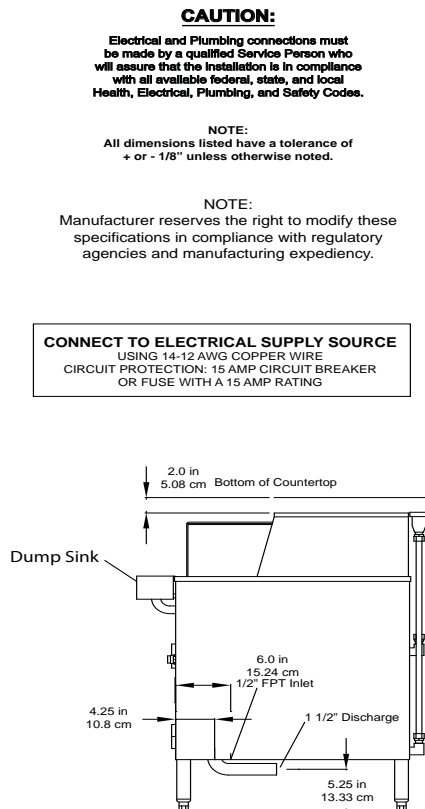
Glassware Crossarm with Standard Spray Arm Bearing and Bayonet Pin release.



Separate Stainless Steel Wash and Drain Pumps for Quieter Operation.



FRONT VIEW



SIDE VIEW



Model ASQ II Specifications

	Model ASQ II
RATED CAPACITY (LOADS PER HOUR)	34
WASH TIME (SECONDS)	45
RINSE TIME (SECONDS)	14
DWELL (SECONDS)	16
TOTAL CYCLE TIME (SECONDS)	75
	43.2 GAL/Hr
WATER TEMPERATURE	120 ° F 49 ° C
WATER CONSUMPTION	1.27 GAL PER CYCLE 4.8 LITERS PER CYCLE
MOTORS (WASH)	1/3 HP, 3450 RPM .246 KW
(DRAIN)	1/6 HP, 3450 RPM .124 KW
HEATER	350 W .350 KW
ELECTRICAL RATINGS	115 VOLTS SINGLE PHASE 7.5 AMP 60 Hz
WATER INLET	1/2" FPT 1.3 CM
DRAIN	1 1/2" O.D. 3.8 CM
HEIGHT (OVERALL)	38 1/2" 97.5 CM
WIDTH (OVERALL)	25 1/4" 64.1 CM
DEPTH (OVERALL)	29.8" 75.7 CM
SHIPPING WEIGHT	288 POUNDS 130.6 Kg
SHIPPING DIMENSIONS	36"L x 36"W x 46"H 91.4 cm x 91.4 cm x 116.8 cm

EFFECTIVE: 01/2018

© 1/2018

ADS has built a strong history based on Customer Service, Quality and Reliability.
A Commitment to Excellence is the driving force behind American Dish Service.

Toll Free Phone Fax
900 Blake Street Edwardsville, KS 66111-3820 (800) 922-2178 (913) 422-3700 (913) 422-6630